
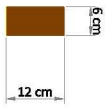
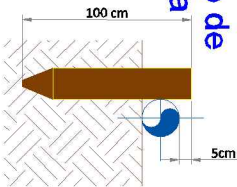

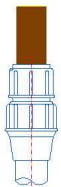

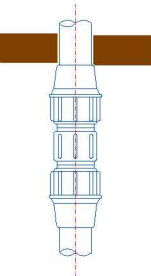
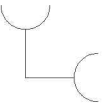
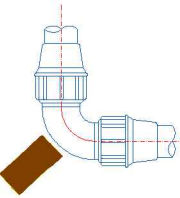
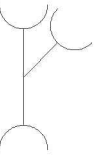
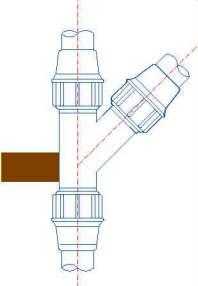
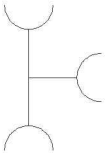
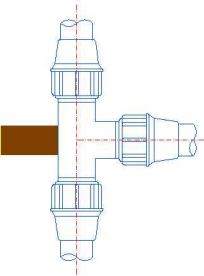
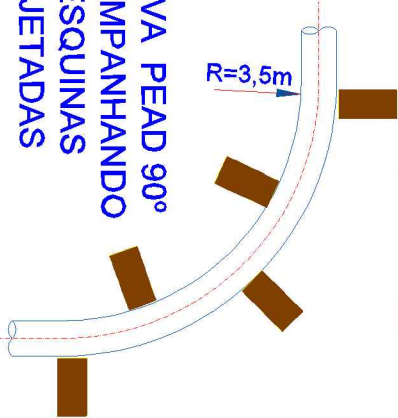


Conexão de Compressão em PEAD
Detalhe Ancoragem c/ Pontaletes
S/Escala

Nome / Símbolo	Detalhe
<p>Seta de fluxo</p> 	
<p>Pontalete Peroba ou madeira similar</p> 	<p>Fundo de Vala</p> 
<p>CAP</p> 	
<p>União Reta</p> 	
<p>Cotovelo de 90 °</p> 	
<p>Tee de 45°</p> 	
<p>TEE 90°</p> 	
<p>CURVA PEAD 90° ACOMPANHANDO AS ESQUINAS PROJETADAS</p> 	

*Redes acima de 150mm utilizar blocos de ancoragem em concreto conforme manual da CASAN